

Versatile Quick Wall System

Qseg

Lightweight, Portable, 100% Toolless Modular Wall System

Product applications include Social Distancing, Office Partitions, Sneeze Guards, Privacy Walls, Sound/Acoustic Walls, Mobile/Portable Office Spaces, Trade Show Displays, and much more.



COVID-19 Partition Walls & More

Modular Solutions for the New Normal

Lightweight, Portable, and 100% Toolless, the QSeg Quick Wall Modular System boasts versatility in the time of COVID-19. Graphic options include plain or custom printed dye-sublimated Stretch Fabric prints or new Antimicrobial Fabric, as well as clear TPU (Thermoplastic polyurethane) plastic panels.



TABLE OF CONTENTS



Everything you need fits in a convenient padded travel bag.

03	Table of Contents
04	Qseg: An Introduction
12	Workplace Applications
16	Line Queue
20	Isolation Rooms
24	ONE CHOICE®
26	Trade Show Displays
28	Parts & Accessories

Qseg

An Introduction



QSEG Product Video (click the image above to view on YouTube)



QSEG features a corner locking mechanism, making the entire frame system toolless.



Modular Solutions for the New Normal

Lightweight, Portable, and 100% Toolless, the QSeg Quick Wall Modular System boasts versatility in the time of COVID-19.

Sturdy 40 mm. profile aluminum frames assemble in minutes with practical corner connectors. All QSEG frames can be utilized as individual units, or can be strategically placed in configurations to serve as social distancing solutions for work environments, such as office partitions and full cubicles, to help maintain a safe physical distance between employees and customers in compliance with

today's health guidelines and safety regulations.

Various wall sizes and connector accessories enable you to effortlessly create numerous configurations to meet your needs. Connector options are either 2-way (90°), 3-way (90°), or 4-way (180°). Padded travel bags are included to keep your frames and graphics protected during transport and for easy storage.

Graphic options include plain or custom printed dye-sublimated Stretch Fabric prints or new Antimicrobial Fabric, as well as clear TPU (Thermoplastic polyurethane) plastic panels for flexible hygienic sneeze guards and partitions that can be cleaned

and disinfected. Both options are finished as SEG (Silicone Edge Graphic) Graphics, allowing for easy insertion into the frame grooves, keeping a tight and finished look.

Product applications include Social Distancing, Office Partitions, Sneeze Guards, Privacy Walls, Sound/Acoustic Walls, Mobile/Portable Office Spaces, Trade Show Displays, and much more.

The QSEG line is available at all 3 of our locations, although not all options may not be available at each location.

Please reach out with any questions or inquiries!

SINGLE FRAMES

SINGLE FRAMES

3.9'W x 2.5'H

QSEG120x75



- INCLUDES:**
- 2x Full Color SEG Graphics
 - 2x Horizontal Bar
 - 2x Vertical Pole
 - 2x QSEG-FF (Foot, Full)
 - 1x Travel Bag

GRAPHIC DIMENSIONS:

- 47.25"W x 29.5"H

SHIPPING WEIGHT:

- 16 lbs.

SHIPPING DIMENSIONS:

- 48.5" x 10.25" x 3.5"

3.3'W x 3.3'H

QSEG100x100



- INCLUDES:**
- 2x Full Color SEG Graphics
 - 2x Horizontal Bar
 - 2x Vertical Pole
 - 2x QSEG-FF (Foot, Full)
 - 1x Travel Bag

GRAPHIC DIMENSIONS:

- 41.5"W x 41.5"H

SHIPPING WEIGHT:

- 12 lbs.

SHIPPING DIMENSIONS:

- 43.7" x 6.3" x 3.5"

1.6'W x 4.9'H

QSEG50x150



- INCLUDES:**
- 2x Full Color SEG Graphics
 - 2x Horizontal Bar
 - 1x Brace Rod
 - 2x Vertical Pole Top
 - 2x Vertical Pole Bottom
 - 2x QSEG-FF (Foot, Full)
 - 1x Travel Bag

GRAPHIC DIMENSIONS:

- 22"W x 61.5"H

SHIPPING WEIGHT:

- 16 lbs.

SHIPPING DIMENSIONS:

- 60.25" x 7" x 3.5"

3.3'W x 4.9'H

QSEG100x150



- INCLUDES:**
- 2x Full Color SEG Graphics
 - 2x Horizontal Bar
 - 1x Brace Rod
 - 2x Vertical Pole Top
 - 2x Vertical Pole Bottom
 - 2x QSEG-FF (Foot, Full)
 - 1x Travel Bag

GRAPHIC DIMENSIONS:

- 41.5"W x 61.5"H

SHIPPING WEIGHT:

- 16 lbs.

SHIPPING DIMENSIONS:

- 60.25" x 7" x 3.5"

4.9'W x 4.9'H

QSEG150x150



- INCLUDES:**
- 2x Full Color SEG Graphics
 - 2x Horizontal Bar
 - 1x Brace Rod
 - 2x Vertical Pole Top
 - 2x Vertical Pole Bottom
 - 2x QSEG-FF (Foot, Full)
 - 1x Travel Bag

GRAPHIC DIMENSIONS:

- 61.5"W x 61.5"H

SHIPPING WEIGHT:

- 16 lbs.

SHIPPING DIMENSIONS:

- 60.25" x 7" x 3.5"

4.9'W x 7.4'H

QSEG150x225



- INCLUDES:**
- 2x Full Color SEG Graphics
 - 2x Horizontal Bar
 - 1x Brace Rod
 - 2x Vertical Pole Top
 - 2x Vertical Pole Bottom
 - 2x QSEG-FF (Foot, Full)
 - 1x Travel Bag

GRAPHIC DIMENSIONS:

- 61.5"W x 91"H

SHIPPING WEIGHT:

- 19 lbs.

SHIPPING DIMENSIONS:

- 60.25" x 7" x 3.5"

SINGLE FRAMES (Full Color Print)

3.3'W x 7.4'H
QSEG100x225



- INCLUDES:**
- 2x Full Color SEG Graphics
 - 2x Horizontal Bar
 - 1x Brace Rod
 - 2x Vertical Pole Top
 - 2x Vertical Pole Bottom
 - 2x QSEG-FF (Foot, Full)
 - 1x Carry Bag

GRAPHIC DIMENSIONS:
• 41.5”W x 91”H

SHIPPING WEIGHT:
• 16 lbs.

SHIPPING DIMENSIONS:
• 47.25” x 10.25” x 4”

9.84'W x 7.4'H
QSEG300x225



- INCLUDES:**
- 6x Full Color SEG Graphics
 - 6x Horizontal Bar
 - 3x Brace Rod
 - 6x Vertical Pole Top
 - 6x Vertical Pole Bottom
 - 2x Straight Connector
 - 2x QSEG-FF (Foot, Full)
 - 2x QSEG-TPF (Twin Pole Foot, Full)
 - 1x Travel Bag

GRAPHIC DIMENSIONS:
• 41.5”W x 91”H (each panel)

SHIPPING WEIGHT:
• 40 lbs.

SHIPPING DIMENSIONS:
• 47.25” x 10.25” x 10.25”

3.3'W x 3.3'H (w/ 28" Window)
QSEG100x100



- INCLUDES:**
- 2x Full Color + TPU Window SEG Graphics
 - 2x Horizontal Bar
 - 2x Vertical Pole
 - 2x QSEG-FF (Foot, Full)
 - 1x Travel Bag

GRAPHIC DIMENSIONS:
• 41.5”W x 13.5”H

SHIPPING WEIGHT:
• 12 lbs.

SHIPPING DIMENSIONS:
• 43.7” x 6.3” x 3.5”

1.6'W x 4.9'H (w/ 28" Window)
QSEG50x150



- INCLUDES:**
- 2x Full Color + TPU Window SEG Graphics
 - 2x Horizontal Bar
 - 1x Brace Rod
 - 2x Vertical Pole Top
 - 2x Vertical Pole Bottom
 - 2x QSEG-FF (Foot, Full)
 - 1x Travel Bag

GRAPHIC DIMENSIONS:
• 22”W x 33.5”H

SHIPPING WEIGHT:
• 16 lbs.

SHIPPING DIMENSIONS:
• 60.25” x 7” x 3.5”

SINGLE FRAMES (w/ 28" Window)

3.3'W x 4.9'H (w/ 28" Window)
QSEG100x150



- INCLUDES:**
- 2x Full Color + TPU Window SEG Graphics
 - 2x Horizontal Bar
 - 1x Brace Rod
 - 2x Vertical Pole Top
 - 2x Vertical Pole Bottom
 - 2x QSEG-FF (Foot, Full)
 - 1x Travel Bag

GRAPHIC DIMENSIONS:
• 41.5”W x 33.5”H

SHIPPING WEIGHT:
• 16 lbs.

SHIPPING DIMENSIONS:
• 60.25” x 7” x 3.5”

SINGLE FRAMES (w/ 28" Window)

3.3'W x 7.4'H (w/ 28" Window)
QSEG100x225



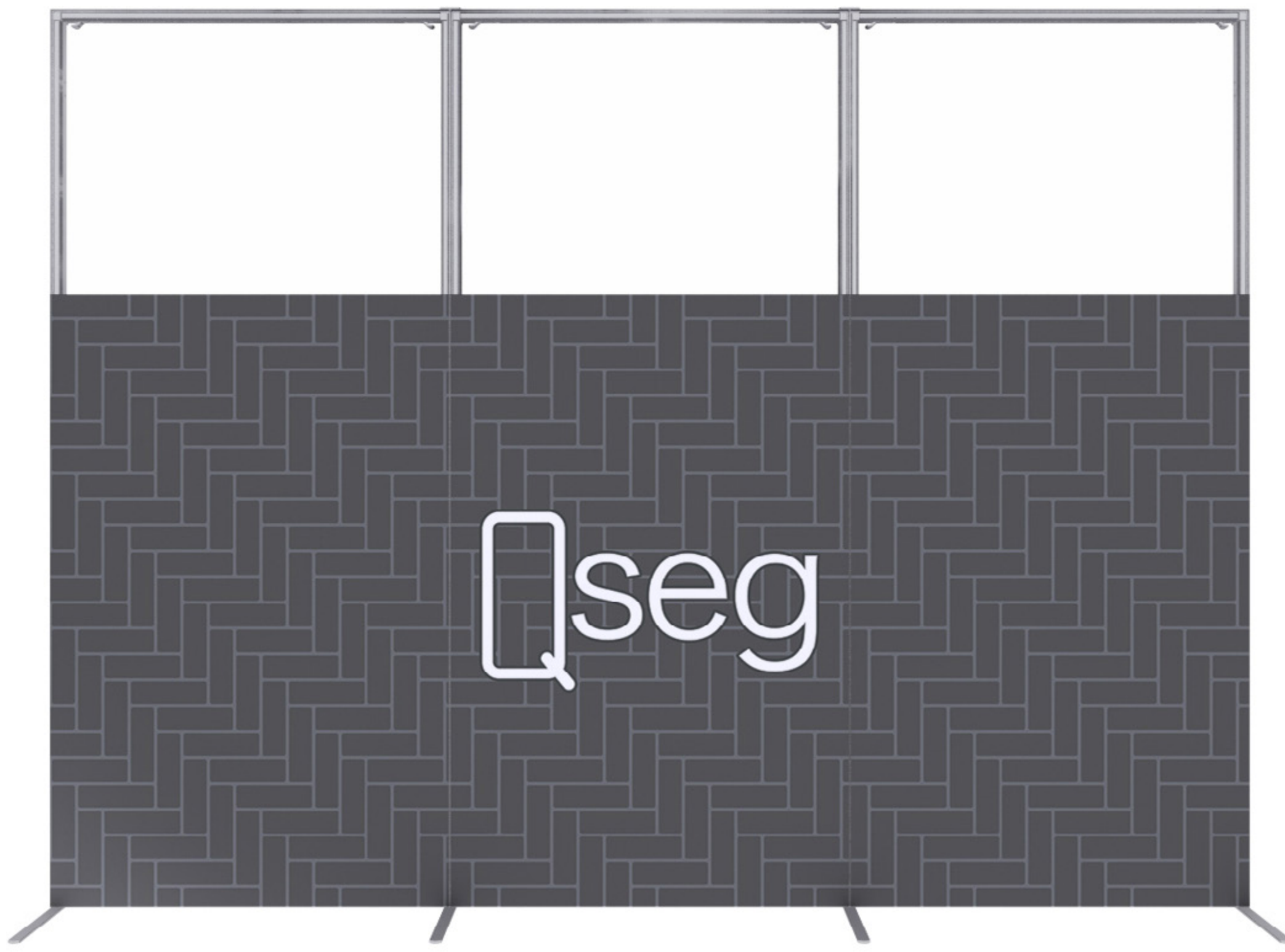
- INCLUDES:**
- 2x Full Color + TPU Window SEG Graphics
 - 2x Horizontal Bar
 - 1x Brace Rod
 - 2x Vertical Pole Top
 - 2x Vertical Pole Bottom
 - 2x QSEG-FF (Foot, Full)
 - 1x Carry Bag

GRAPHIC DIMENSIONS:
• 41.5"W x 63"H

SHIPPING WEIGHT:
• 16 lbs.

SHIPPING DIMENSIONS:
• 47.25" x 10.25" x 4"

9.84'W x 7.4'H (w/ 28" Window)
QSEG300x225



- INCLUDES:**
- 2x Full Color + TPU Window SEG Graphics
 - 6x Horizontal Bar
 - 3x Brace Rod
 - 6x Vertical Pole Top
 - 6x Vertical Pole Bottom
 - 2x Straight Connector
 - 2x QSEG-FF (Foot, Full)
 - 2x QSEG-TPF (Twin Pole Foot, Full)
 - 1x Travel Bag

GRAPHIC DIMENSIONS:
• 121.5"W x 63"H (each panel)

SHIPPING WEIGHT:
• 40 lbs.

SHIPPING DIMENSIONS:
• 47.25" x 10.25" x 10.25"





Safety & Efficacy

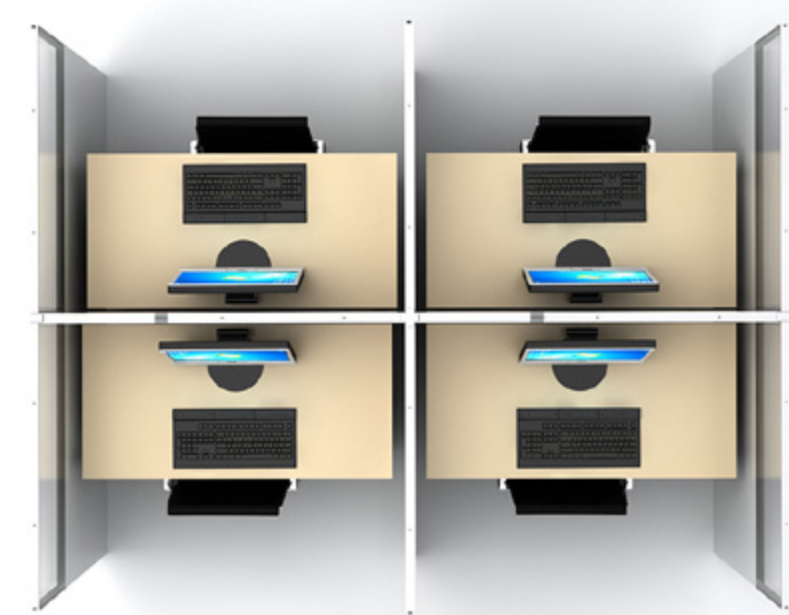
From office partitions to full cubicle-style set ups, our QSEG Frames are ideal for helping to ensure the privacy, safety, and productivity in a workplace environment.

Accommodate any number of employees with indefinitely connectible configurations.

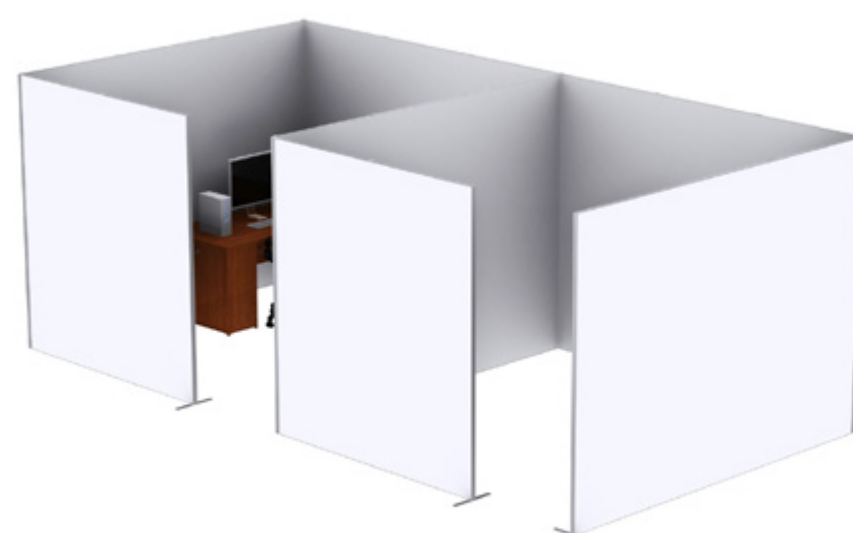

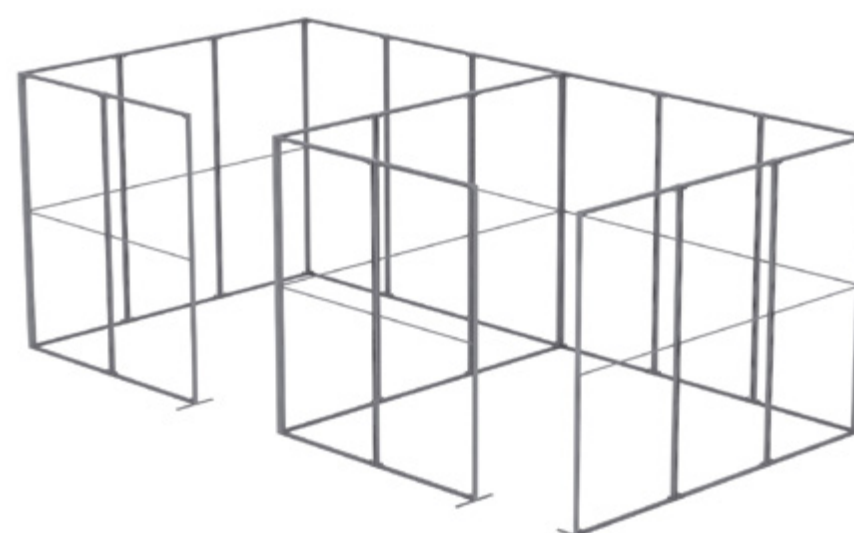

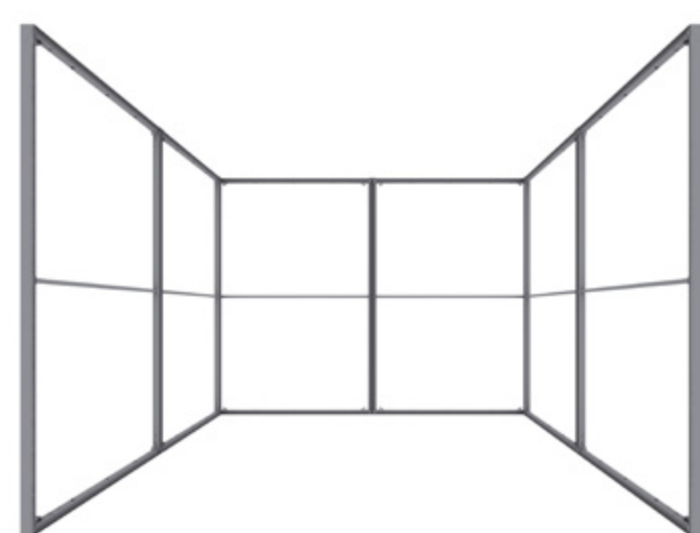
Customization is available. Please reach out to us for more information.



QSEG CUBICLE



QSEG OFFICE PARTITION

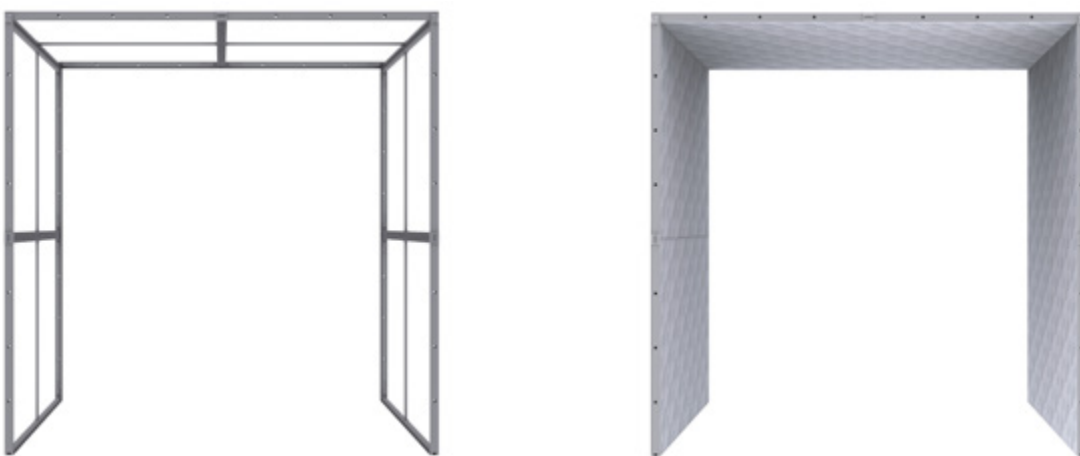



- Cubicles are sized for standard 6 ft. desks using QSEG 3.3' x 4.9' frames
- Single cubicle, 2-cubicle, and 4-cubicle sets are standard options
- Standard backwall depth is 78.75"
- Standard divider depth is 78.75"
- Standard wall height is 59"
- Contact for custom Cubicle configurations

- Each office partition has a 10' x 10' footprint using QSEG 3.3' x 7.4' frames
- Single room, 2-room, and 4-room sets are standard options
- Standard backwall width is 118"
- Standard divider depth is 118"
- Standard wall height is 88.5"
- Contact for custom Office Partition configurations

CUBICLES

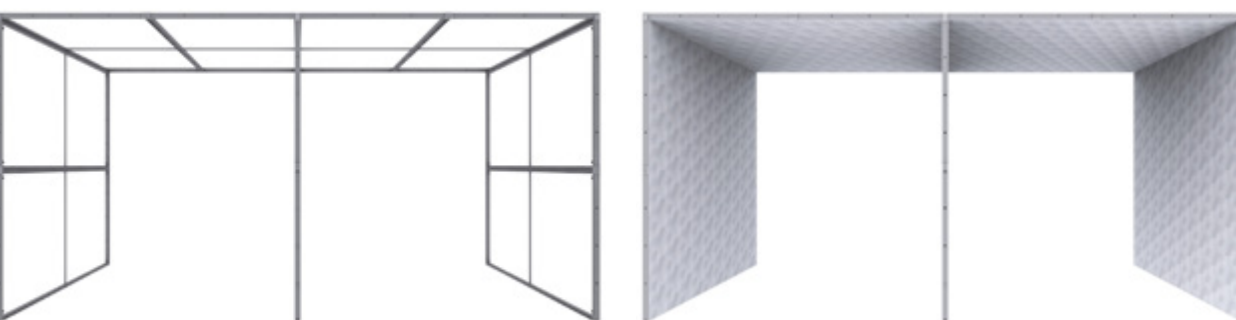
CUBICLE SINGLE



- INCLUDES:**
- 6x QSEG100x150
 - 2x QSEG-LCON
 - 6x QSEG-SCON
 - 2x QSEG-FTPAD
- DISPLAY DIMENSIONS:**
- 79"W x 59"H x 79"D
- SHIPPING WEIGHT:**
- 16 lbs. (each box)
- SHIPPING DIMENSIONS:**
- 60.25"W x 7"H x 3.5"D (6 boxes)

Antimicrobial Fabric upgrade available!

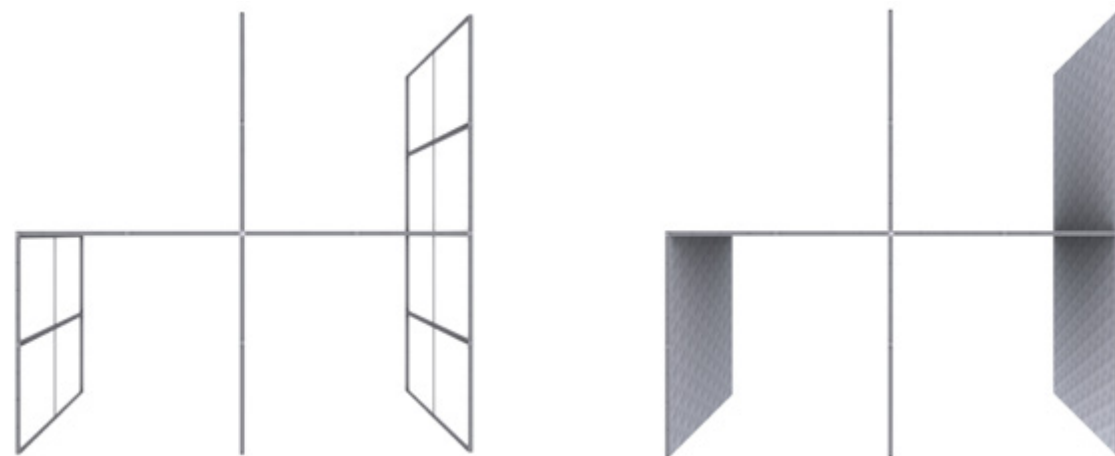
CUBICLE DOUBLE



- INCLUDES:**
- 10x QSEG100x150
 - 2x QSEG-LCON
 - 10x QSEG-SCON
 - 2x QSEG-TCON
 - 3x QSEG-FTPAD
- DISPLAY DIMENSIONS:**
- 158"W x 59"H x 79"D
- SHIPPING WEIGHT:**
- 16 lbs. (each box)
- SHIPPING DIMENSIONS:**
- 60.25"W x 7"H x 3.5"D (10 boxes)

Antimicrobial Fabric upgrade available!

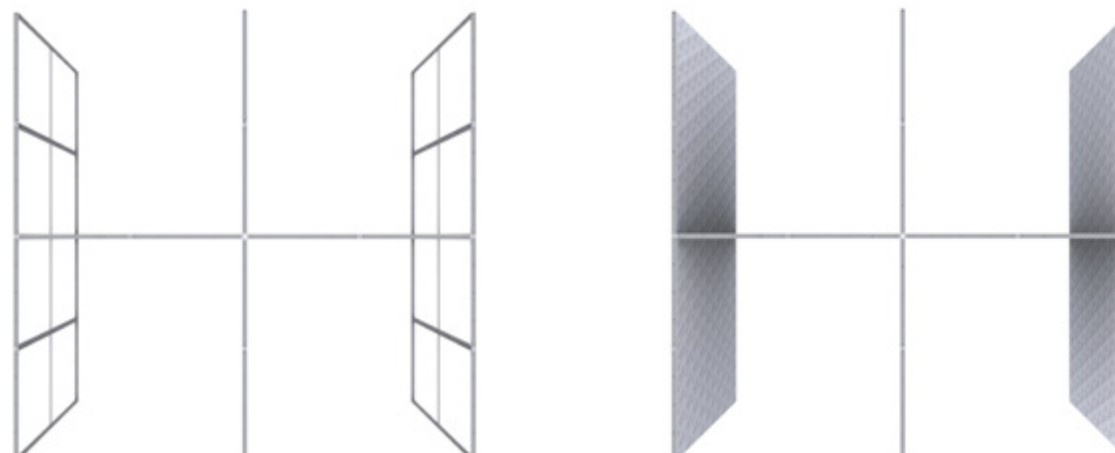

CUBICLE TRI



- INCLUDES:**
- 14x QSEG100x150
 - 2x QSEG-CC
 - 1x QSEG-LCON
 - 14x QSEG-SCON
 - 4x QSEG-TCON
 - 5x QSEG-FTPAD
- DISPLAY DIMENSIONS:**
- 158"W x 59"H x 158"D
- SHIPPING WEIGHT:**
- 16 lbs. (each box)
- SHIPPING DIMENSIONS:**
- 60.25"W x 7"H x 3.5"D (14 boxes)

Antimicrobial Fabric upgrade available!

CUBICLE QUAD

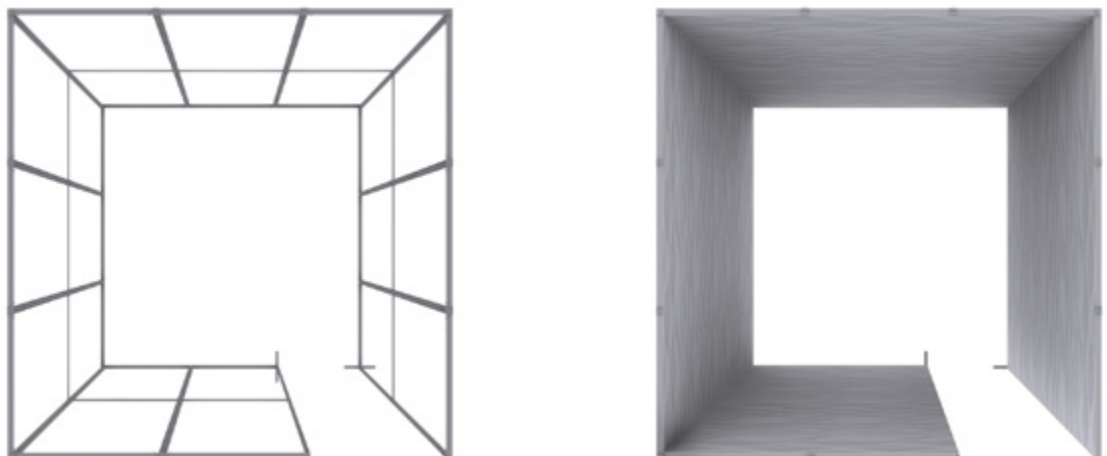


- INCLUDES:**
- 16x QSEG100x150
 - 2x QSEG-CC
 - 16x QSEG-SCON
 - 4x QSEG-TCON
 - 3x QSEG-FTPAD
- DISPLAY DIMENSIONS:**
- 158"W x 59"H x 158"D
- SHIPPING WEIGHT:**
- 16 lbs. (each box)
- SHIPPING DIMENSIONS:**
- 60.25"W x 7"H x 3.5"D (16 boxes)

Antimicrobial Fabric upgrade available!

OFFICE PARTITION

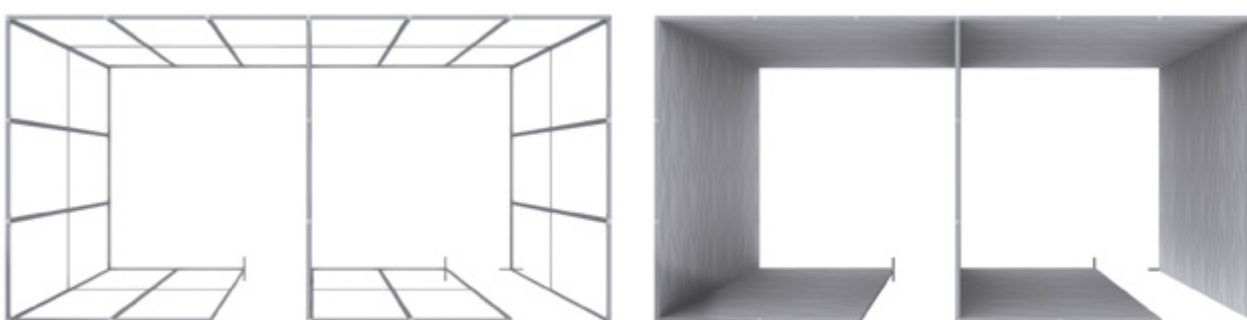
OFFICE PARTITION SINGLE



- INCLUDES:**
- 3x QSEG300x225
 - 2x QSEG100x225
 - 3x QSEG-LCON
 - 2x QSEG-SCON
- DISPLAY DIMENSIONS:**
- 118"W x 88.5"H x 118"D
- SHIPPING WEIGHT:**
- 16 lbs. (QSEG-100x225, 2 boxes)
 - 40 lbs. (QSEG-300x225, 3 boxes)
- SHIPPING DIMENSIONS:**
- 47.25"W x 4"H x 10.25"D (2 boxes)
 - 47.25"W x 10.25"H x 10.25"D (3 boxes)

Antimicrobial Fabric upgrade available!

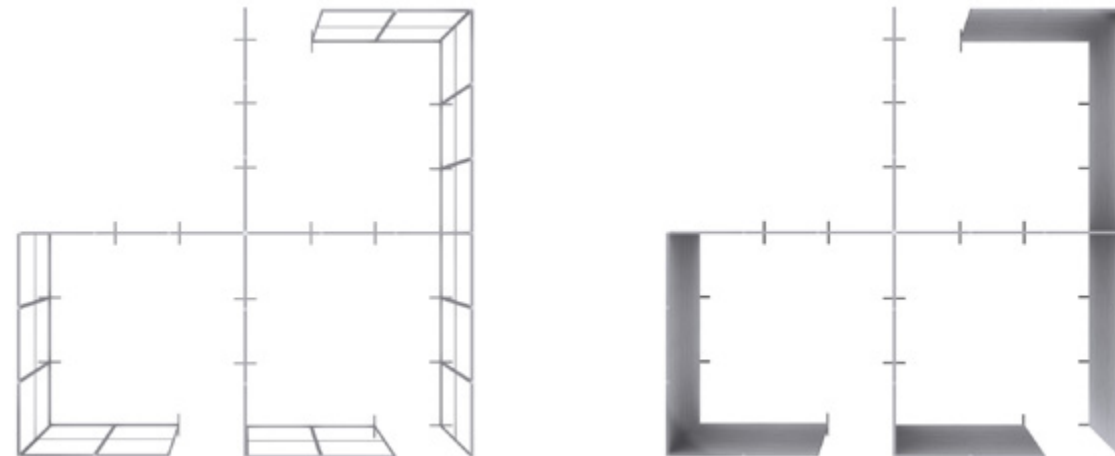
OFFICE PARTITION DOUBLE



- INCLUDES:**
- 5x QSEG300x225
 - 4x QSEG100x225
 - 4x QSEG-LCON
 - 4x QSEG-SCON
 - 2x QSEG-TCON
- DISPLAY DIMENSIONS:**
- 236"W x 88.5"H x 118"D
- SHIPPING WEIGHT:**
- 16 lbs. (QSEG-100x225, 4 boxes)
 - 40 lbs. (QSEG-300x225, 5 boxes)
- SHIPPING DIMENSIONS:**
- 47.25"W x 4"H x 10.25"D (4 boxes)
 - 47.25"W x 10.25"H x 10.25"D (5 boxes)

Antimicrobial Fabric upgrade available!

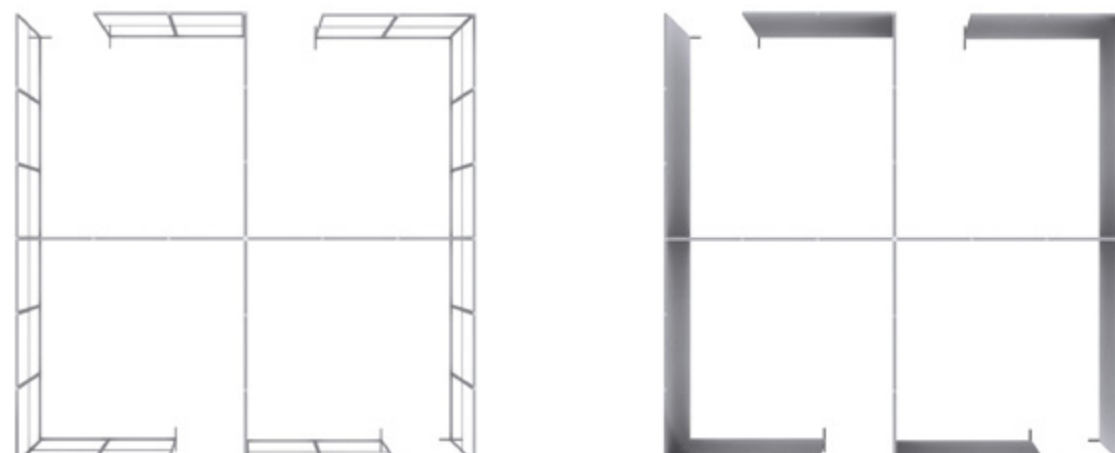
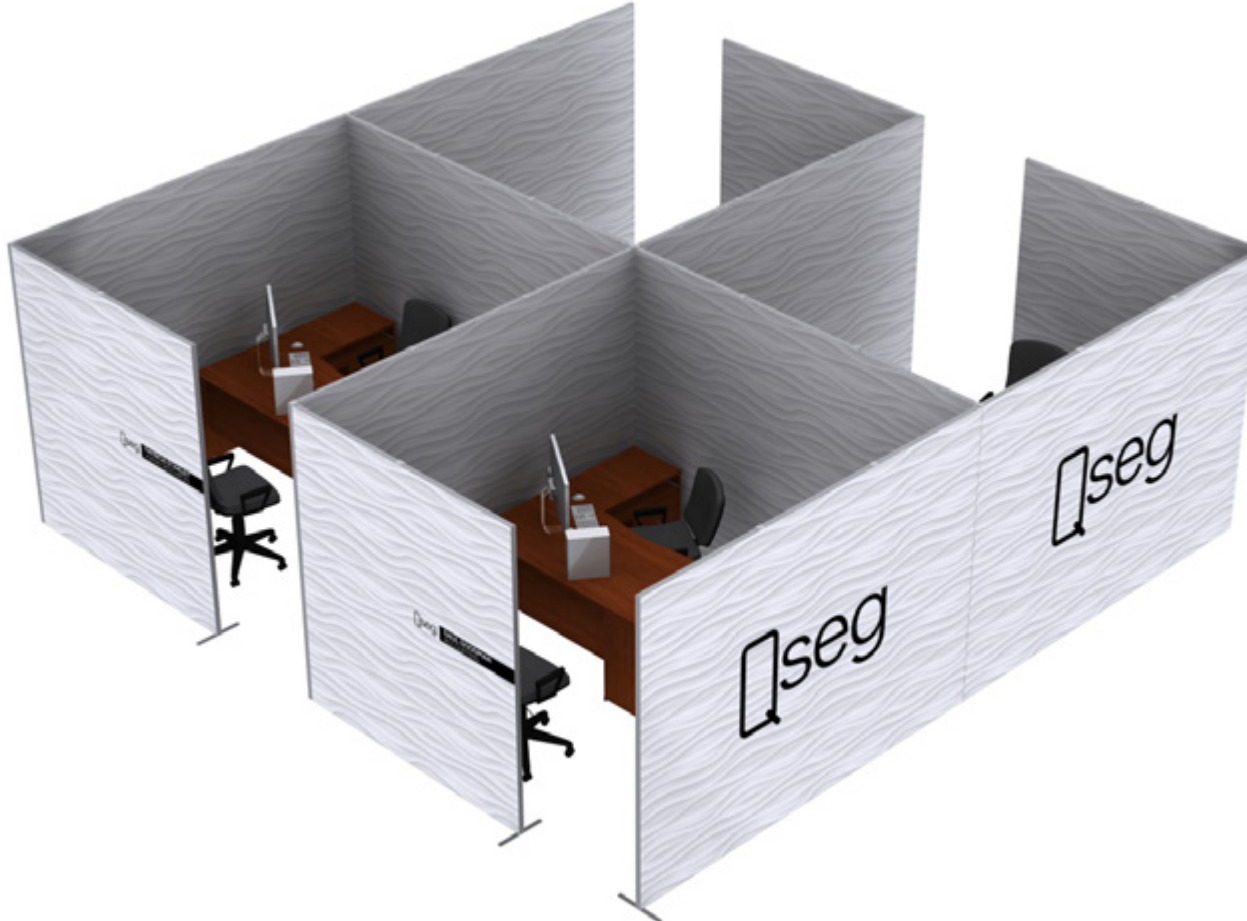
OFFICE PARTITION TRI



- INCLUDES:**
- 6x QSEG300x225
 - 6x QSEG100x225
 - 3x QSEG-LCON
 - 6x QSEG-SCON
 - 4x QSEG-TCON
- DISPLAY DIMENSIONS:**
- 236"W x 88.5"H x 236"D
- SHIPPING WEIGHT:**
- 16 lbs. (QSEG-100x225, 6 boxes)
 - 40 lbs. (QSEG-300x225, 6 boxes)
- SHIPPING DIMENSIONS:**
- 47.25"W x 4"H x 10.25"D (6 boxes)
 - 47.25"W x 10.25"H x 10.25"D (6 boxes)


Antimicrobial Fabric upgrade available!

OFFICE PARTITION QUAD



- INCLUDES:**
- 8x QSEG300x225
 - 8x QSEG100x225
 - 2x QSEG-CC
 - 4x QSEG-LCON
 - 8x QSEG-SCON
 - 2x QSEG-TCON
- DISPLAY DIMENSIONS:**
- 236"W x 88.5"H x 236"D
- SHIPPING WEIGHT:**
- 16 lbs. (QSEG-100x225, 8 boxes)
 - 40 lbs. (QSEG-300x225, 8 boxes)
- SHIPPING DIMENSIONS:**
- 47.25"W x 4"H x 10.25"D (8 boxes)
 - 47.25"W x 10.25"H x 10.25"D (8 boxes)

Antimicrobial Fabric upgrade available!



Retail Solutions

Use QSEG to add a level of safety to single file lines, and construct barriers that are ideal for retail spaces or anywhere you may need to implement a line management system or crowd control.

Available in configurations that accomodate both straight and zig-zag style lines.


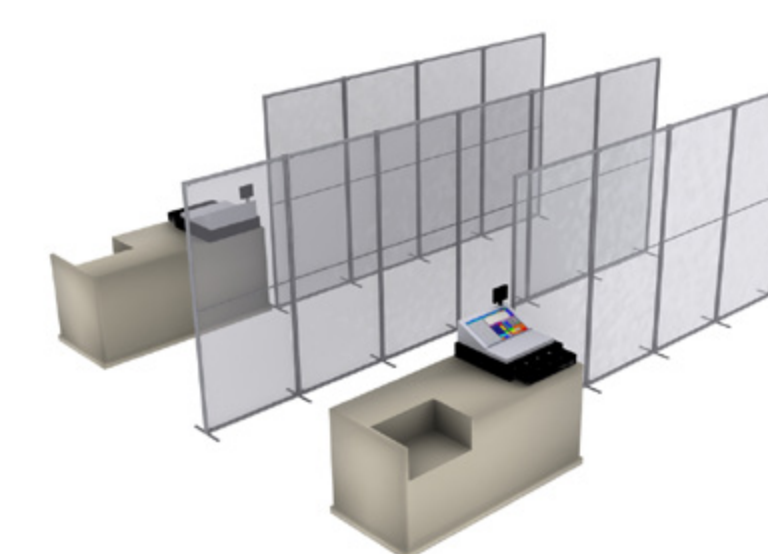


Customization is available. Please reach out to us for more information.



QSEG STRAIGHT LINE QUEUE



QSEG S-SHAPE LINE QUEUE

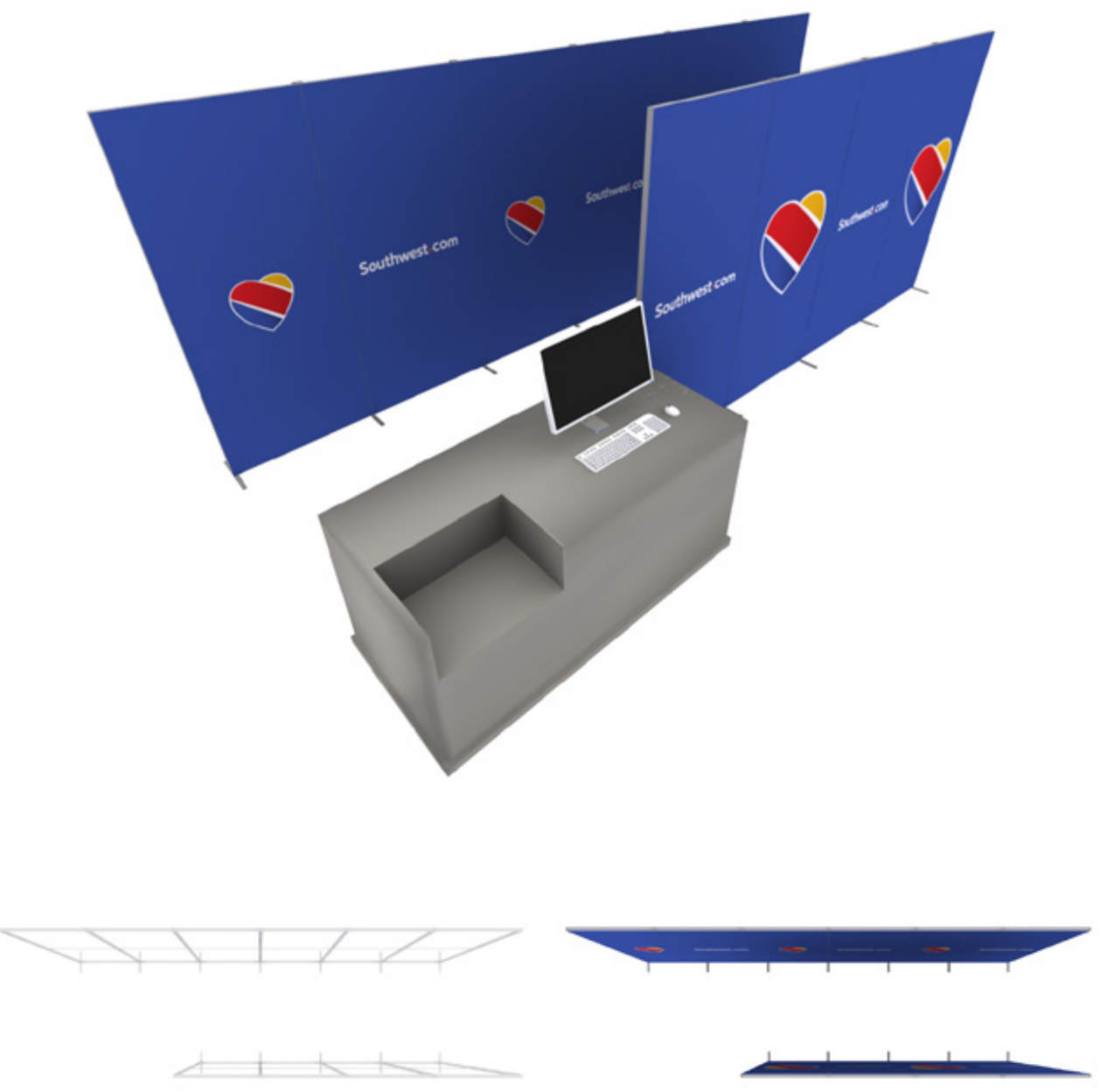


- Straight Queue Lines utilize QSEG 3.3' x 7.4' and QSEG 9.8' x 7.4' frames
- Standard wall height is 88.5"
- Standard wall lengths are 13 ft. and 20 ft.
- Full Color Graphic, Full TPU, and TPU/Graphic panel options are also available
- Contact for custom Line Queue configurations

- S-Shape Queue Lines utilize QSEG 3.3' x 7.4' and QSEG 9.8' x 7.4' frames
- Standard wall height is 88.5"
- Available in 2 row, 4 row, and 6 row queues
- Full Color Graphic, Full TPU, and TPU/Graphic panel options are available
- Contact for custom Line Queue configurations

STRAIGHT QUEUE

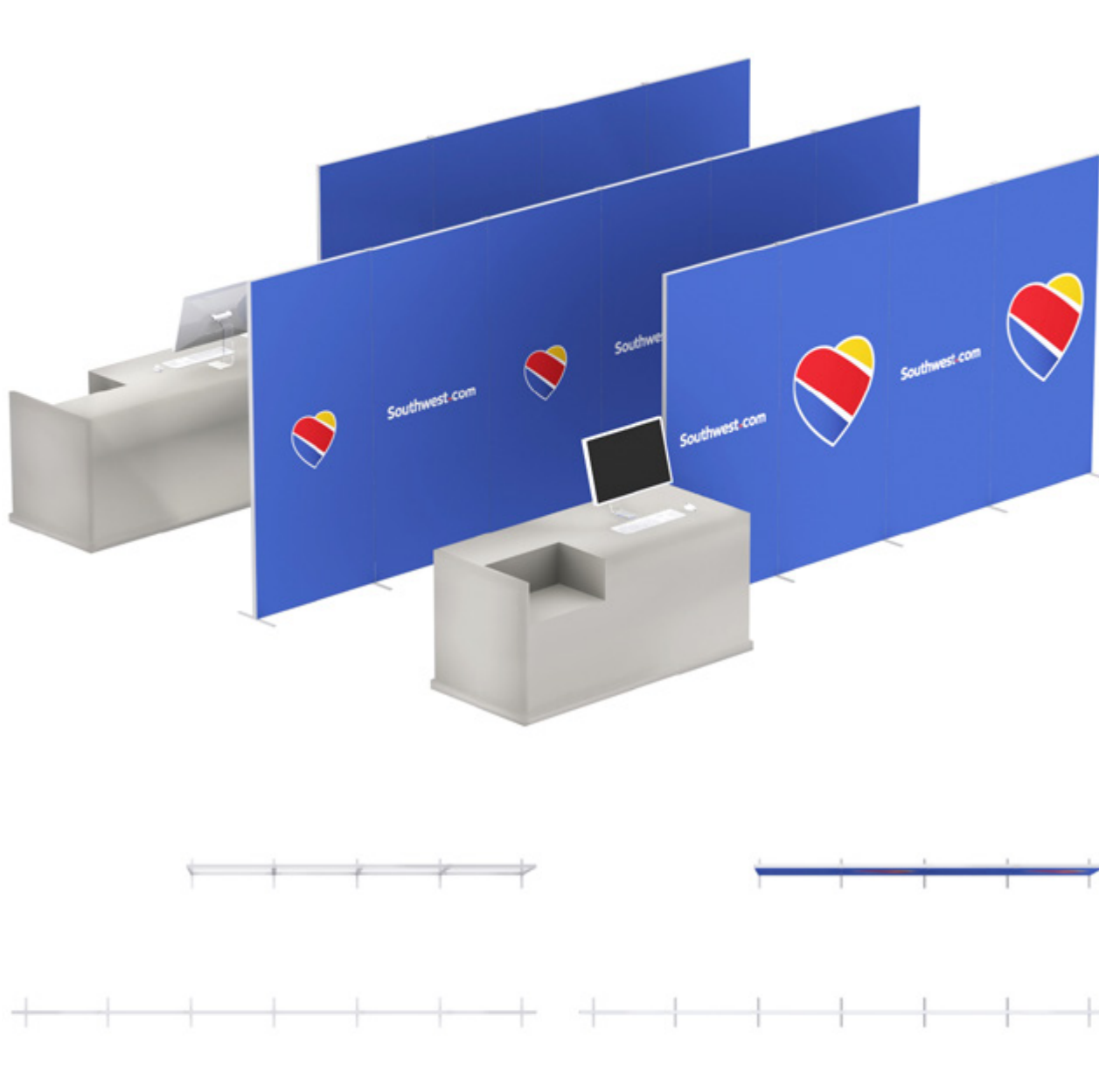
STRAIGHT SINGLE



- INCLUDES:**
- 3x QSEG300x225
 - 1x QSEG100x225
 - 2x QSEG-SCON
 - 2x QSEG-TPF
- DISPLAY DIMENSIONS:**
- 236.25"W x 88.5"H (depth varies)
- SHIPPING WEIGHT:**
- 16 lbs. (QSEG-100x225, 1 boxes)
 - 40 lbs. (QSEG-300x225, 3 boxes)
- SHIPPING DIMENSIONS:**
- 47.25"W x 4"H x 10.25"D (1 boxes)
 - 47.25"W x 10.25"H x 10.25"D (3 boxes)

Antimicrobial Fabric upgrade available!

STRAIGHT DOUBLE



- INCLUDES:**
- 4x QSEG300x225
 - 2x QSEG100x225
 - 3x QSEG-SCON
 - 3x QSEG-TPF
- DISPLAY DIMENSIONS:**
- 236.25"W x 88.5"H (depth varies)
- SHIPPING WEIGHT:**
- 16 lbs. (QSEG-100x225, 2 boxes)
 - 40 lbs. (QSEG-300x225, 4 boxes)
- SHIPPING DIMENSIONS:**
- 47.25"W x 4"H x 10.25"D (2 boxes)
 - 47.25"W x 10.25"H x 10.25"D (4 boxes)

Antimicrobial Fabric upgrade available!

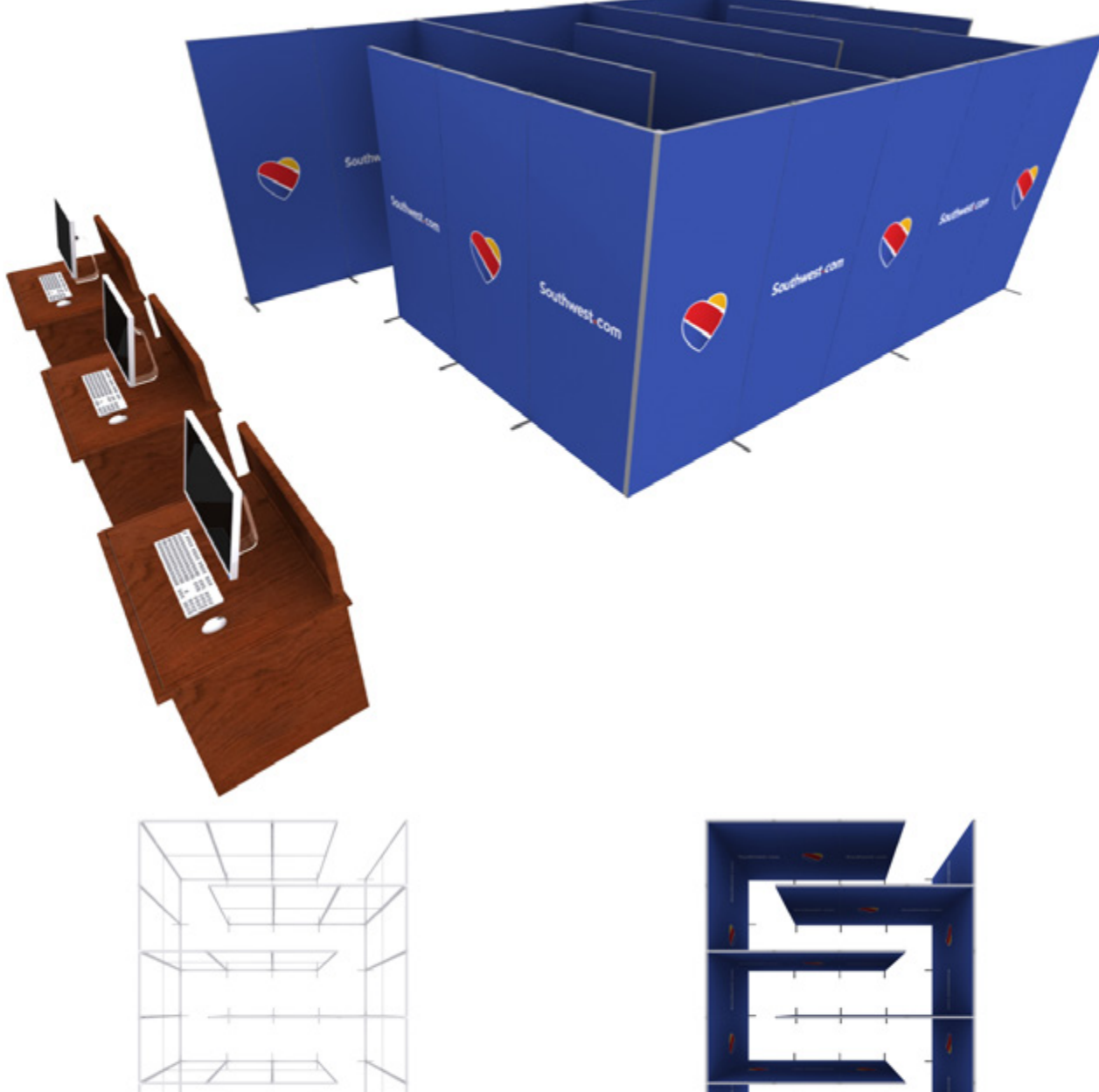
S-SHAPE - 2 Rows



- INCLUDES:**
- 3x QSEG300x225
 - 1x QSEG100x225
 - 1x QSEG-LCON
 - 2x QSEG-TCON
- DISPLAY DIMENSIONS:**
- 157.5"W x 88.5"H x 157.5"D
- SHIPPING WEIGHT:**
- 16 lbs. (QSEG-100x225, 1 boxes)
 - 40 lbs. (QSEG-300x225, 3 boxes)
- SHIPPING DIMENSIONS:**
- 47.25"W x 4"H x 10.25"D (1 boxes)
 - 47.25"W x 10.25"H x 10.25"D (3 boxes)

Antimicrobial Fabric upgrade available!

S-SHAPE - 6 Rows



- INCLUDES:**
- 9x QSEG300x225
 - 2x QSEG100x225
 - 2x QSEG-LCON
 - 2x QSEG-SCON
 - 8x QSEG-TCON
 - 2x QSEG-TPF
- DISPLAY DIMENSIONS:**
- 157.5"W x 88.5"H x 236.25"D
- SHIPPING WEIGHT:**
- 16 lbs. (QSEG-100x225, 2 boxes)
 - 40 lbs. (QSEG-300x225, 9 boxes)
- SHIPPING DIMENSIONS:**
- 47.25"W x 4"H x 10.25"D (2 boxes)
 - 47.25"W x 10.25"H x 10.25"D (9 boxes)

Antimicrobial Fabric upgrade available!

S-SHAPE - 4 Rows



- INCLUDES:**
- 6x QSEG300x225
 - 3x QSEG100x225
 - 2x QSEG-LCON
 - 2x QSEG-SCON
 - 8x QSEG-TCON
 - 2x QSEG-TPF
- DISPLAY DIMENSIONS:**
- 157.5"W x 88.5"H x 197"D
- SHIPPING WEIGHT:**
- 16 lbs. (QSEG-100x225, 2 boxes)
 - 40 lbs. (QSEG-300x225, 6 boxes)
- SHIPPING DIMENSIONS:**
- 47.25"W x 4"H x 10.25"D (2 boxes)
 - 47.25"W x 10.25"H x 10.25"D (6 boxes)

Antimicrobial Fabric upgrade available!

S-SHAPE QUEUE

Please contact us for customization.



AVAILABLE OPTION: QSEG Queue Straight Double w/ 28" Clear TPU Windows

Qseg Isolation Rooms




Care & Precaution



Ideal for hospital environments or mobile clinics, our Isolation Room configuration sets are modular and indefinitely connectible.

Help administer care and treatment to patients while ensuring social distancing measures and privacy in convenient standard 10x10 rooms.

Customization is available. Please reach out to us for more information.



QSEG ISOLATION ROOM


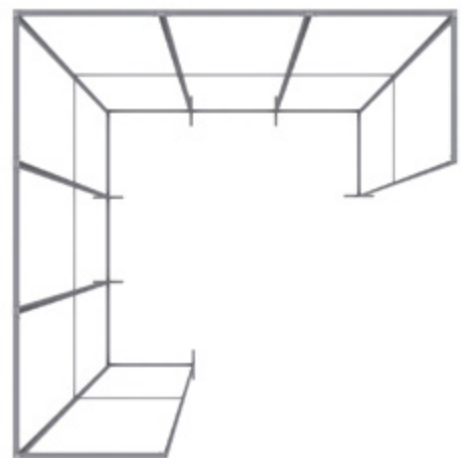
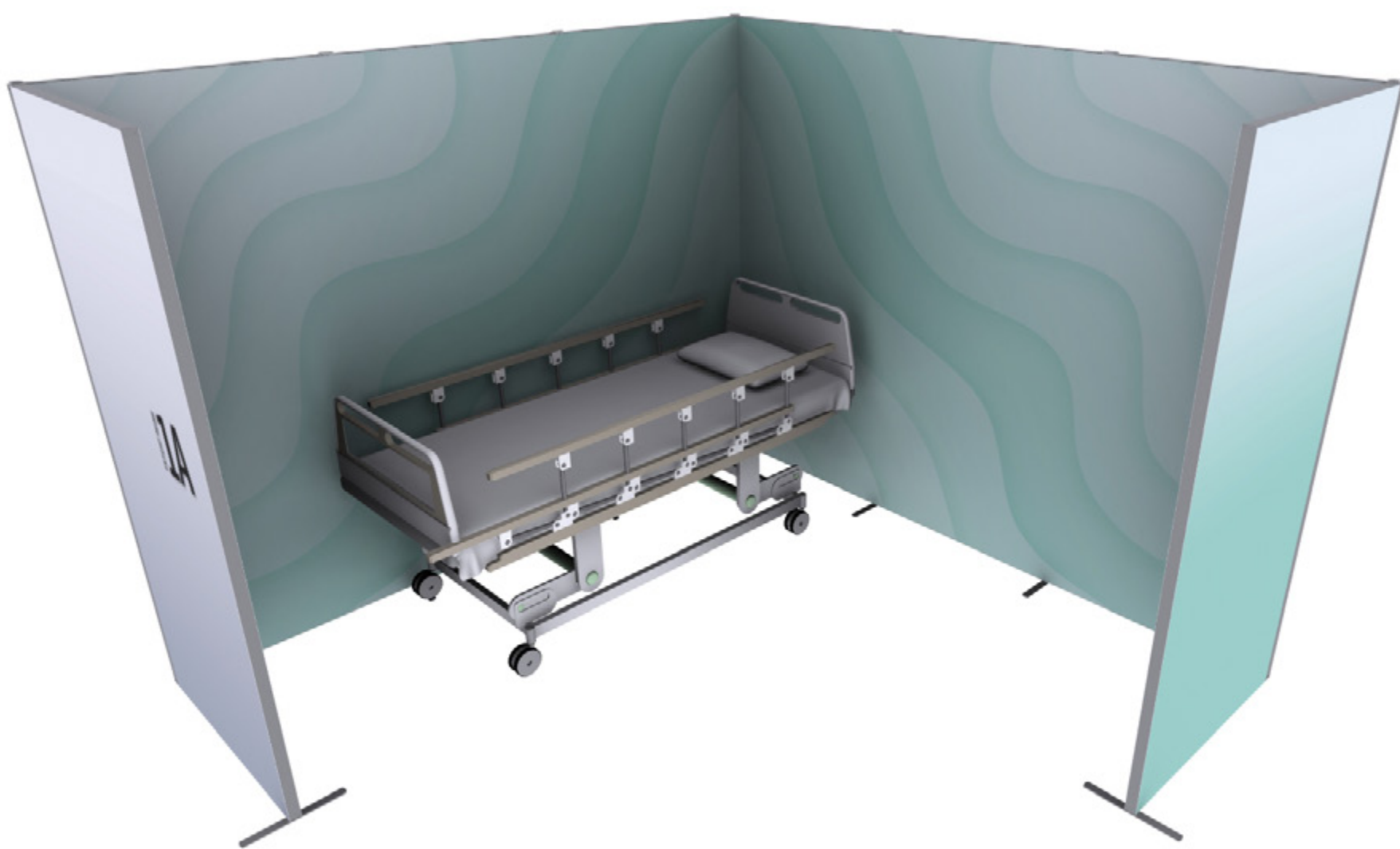


- Each room has a 10' x 10' footprint using QSEG 3.3' x 7.4' frames
- Standard wall height is 88.5"
- Single isolation room, 2-room, 3-room, and 4-room sets are standard options
- Full Color Graphic, Full TPU, and TPU/Graphic panel options are also available
- Contact for custom Isolation Room configurations

Prices, finishing, and availability are subject to change at any time without notice.

ISOLATION ROOM

ISOLATION ROOM SINGLE



INCLUDES:

- 2x QSEG300x225
- 2x QSEG100x225
- 3x QSEG-LCON

DISPLAY DIMENSIONS:

- 118"W x 88.5"H x 118"D

SHIPPING WEIGHT:


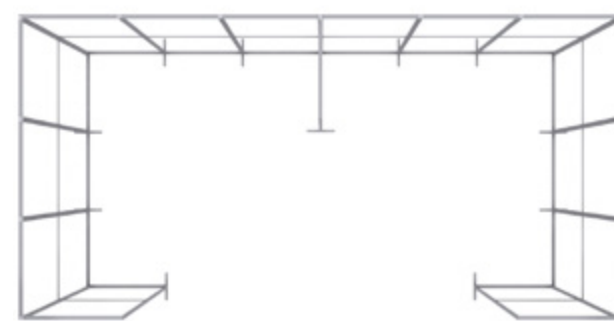

- 16 lbs. (QSEG-100x225, 2 boxes)
- 40 lbs. (QSEG-300x225, 2 boxes)

SHIPPING DIMENSIONS:

- 47.25"W x 4"H x 10.25"D (2 boxes)
- 47.25"W x 10.25"H x 10.25"D (2 boxes)

Antimicrobial Fabric upgrade available!

ISOLATION ROOM DOUBLE



INCLUDES:

- 4x QSEG300x225
- 3x QSEG100x225
- 4x QSEG-LCON
- 2x QSEG-TCON

DISPLAY DIMENSIONS:

- 236"W x 88.5"H x 118"D

SHIPPING WEIGHT:

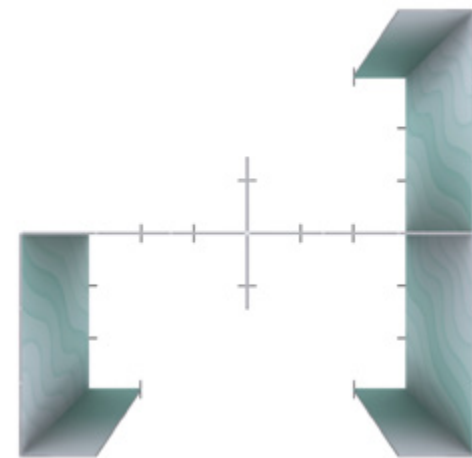
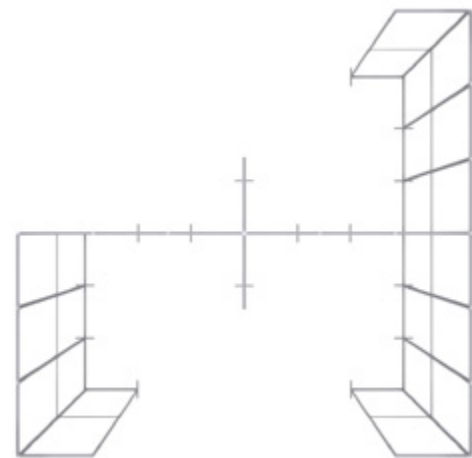

- 16 lbs. (QSEG-100x225, 3 boxes)
- 40 lbs. (QSEG-300x225, 4 boxes)

SHIPPING DIMENSIONS:

- 47.25"W x 4"H x 10.25"D (3 boxes)
- 47.25"W x 10.25"H x 10.25"D (4 boxes)

Antimicrobial Fabric upgrade available!

ISOLATION ROOM TRI



INCLUDES:

- 5x QSEG300x225
- 4x QSEG100x225
- 3x QSEG-LCON
- 4x QSEG-TCON

DISPLAY DIMENSIONS:

- 236"W x 88.5"H x 236"D

SHIPPING WEIGHT:

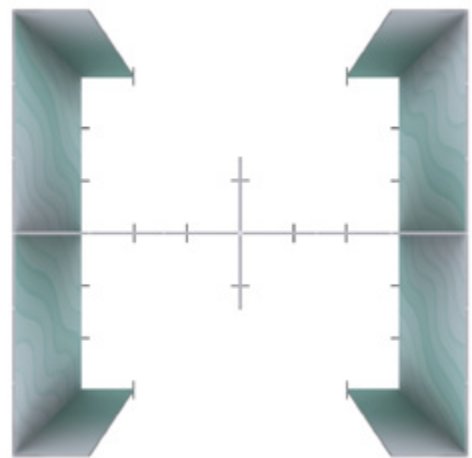
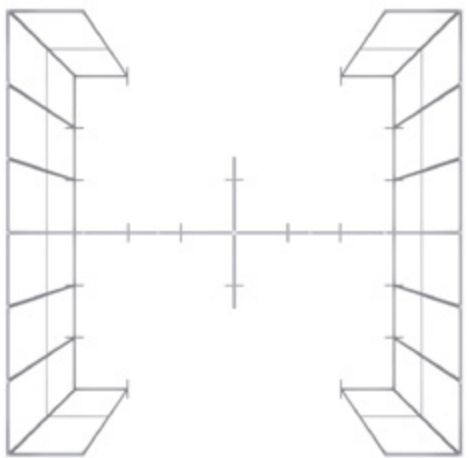

- 16 lbs. (QSEG-100x225, 4 boxes)
- 40 lbs. (QSEG-300x225, 5 boxes)

SHIPPING DIMENSIONS:

- 47.25"W x 4"H x 10.25"D (4 boxes)
- 47.25"W x 10.25"H x 10.25"D (5 boxes)

Antimicrobial Fabric upgrade available!

QUAD ISOLATION ROOM



INCLUDES:

- 6x QSEG300x225
- 6x QSEG100x225
- 2x QSEG-CC
- 4x QSEG-LCON
- 4x QSEG-TCON

DISPLAY DIMENSIONS:

- 236.25"W x 88.5"H x 10.25"D

SHIPPING WEIGHT:

- 16 lbs. (QSEG-100x225, 4 boxes)
- 40 lbs. (QSEG-300x225, 5 boxes)

SHIPPING DIMENSIONS:

- 47.25"W x 4"H x 10.25"D (4 boxes)
 - 47.25"W x 10.25"H x 10.25"D (5 boxes)
- Antimicrobial Fabric upgrade available!*



All in the Family

When you need a high quality display that ships fast and won't bust your budget, look to any one of our ONE CHOICE® Displays.

The QSEG 100x225 will be offered as a part of our special selection of our Best Selling and most-loved products.

Free Ground Shipping to a single address within the contiguous United States.
Ships from Pacific Fulfillment Center only.

- INCLUDES*:**
- 2x Full Color SEG Graphics
 - 2x Horizontal Bar
 - 1x Brace Rod
 - 2x Vertical Pole Top
 - 2x Vertical Pole Bottom
 - 2x QSEG-FF (Foot, Full)
 - 1x Travel Bag
- GRAPHIC DIMENSIONS:**
- 41.5"W x 91"H
- Display DIMENSIONS:**
- 9.5"W x 88.5"H x 10.25"D
- SHIPPING WEIGHT:**
- 16 lbs.
- SHIPPING DIMENSIONS:**
- 47.25"W x 4"H x 10.25"D
- LOCATION:**
- West Coast Location



- INCLUDES*:**
- 2x Full Color + TPU Window SEG Graphics
 - 2x Horizontal Bar
 - 1x Brace Rod
 - 2x Vertical Pole Top
 - 2x Vertical Pole Bottom
 - 2x QSEG-FF (Foot, Full)
 - 1x Travel Bag
- GRAPHIC DIMENSIONS:**
- 41.5"W x 61.5"H
- Display DIMENSIONS:**
- 9.5"W x 88.5"H x 10.25"D
- SHIPPING WEIGHT:**
- 16 lbs.
- SHIPPING DIMENSIONS:**
- 47.25"W x 4"H x 10.25"D
- LOCATION:**
- West Coast Location




Trade Show Options

QSEG shows off its versatility by also being suitable for events such as trade shows, conventions, and exhibitions.

Toolless, lightweight, connectible, and configurable, display options are both plentiful and convenient.

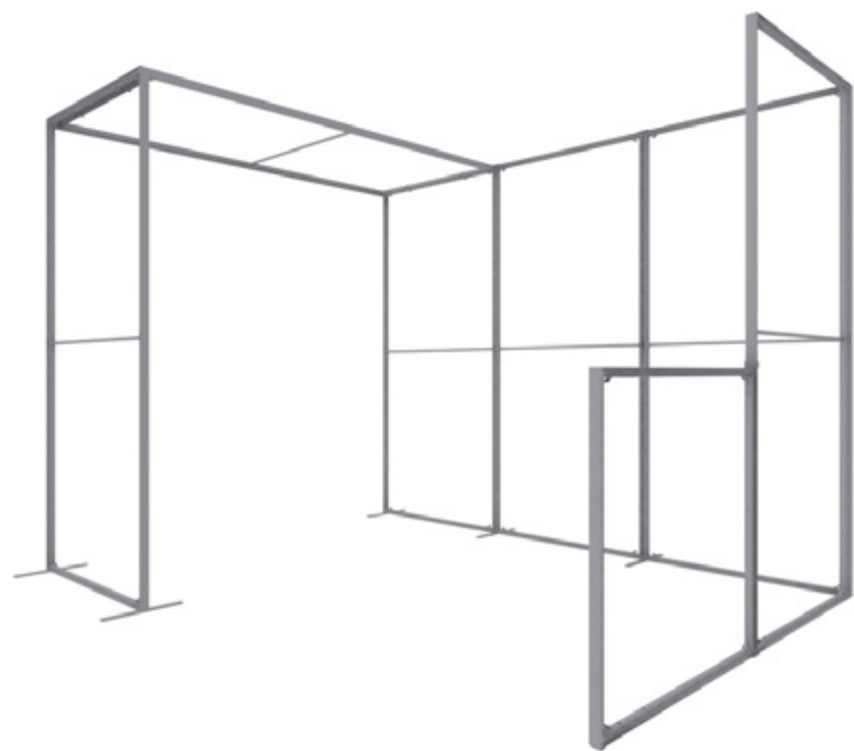
Customization is available. Please reach out to us for more information.



Please contact us for more information and customization.

Prices, finishing, and availability are subject to change at any time without notice.

COMING SOON!



Build & Expand

Build, Connect, and Expand your QSEG. Whether it is for one of our pre-configured kits, or your very own creative concept, these are the blocks that help us envision and achieve it together.

Customization is available. Please reach out to us for more information.

CARRY BAG (included)


STANDARD OPTION
Travel-friendly and conveniently padded, the Carry Bag comes standard with all QSEG frames.



LA CAJA HARD CASE LACAJA

UPGRADE CARRY BAG!
Compatible with (Qty.4) QSEG100x225 Graphic Packages, or (Qty.1) QSEG300x225 Graphic Package!





<

