

EZ TUBE CONNECT BACKLIT 60"

PRODUCT CATEGORY: EZ FABRIC DISPLAYS
PRODUCT CODE: EZCNCT-BL-STR-60x90



On frame




On graphic



SINGLE
SIDED

DOUBLE
SIDED

INDOOR
USE



PRODUCT DESCRIPTION

Let your message shine! EZ Tube Connect modular tube display is now backlit. Included LED ladder lights attach easily and hook into corresponding holes on the top and bottom tubes. At 90" tall, EZ Tube Connect Backlit has multiple frame widths of 3ft, 5ft, and 10ft. Each EZ Tube Connect Backlit frame connects tool-free, with a simple push button snap to lock and to attach to feet. Configure multiple frames as desired. Feet have two mounting points to connect frames side-by-side. Customize a single-sided fabric graphic that pulls over frame and zips closed underneath. Medium Hard Case included.

DISPLAY DIMENSIONS	60"W x 90"H x 18.75"D
GRAPHIC SIZE	61"W x 89.5"H

GRAPHIC MATERIAL

Dye Sub Backlit Fabric

GRAPHIC FINISHING

Sewn on left, right and top with zipper on the bottom

DISPLAY CONSTRUCTION

56mm Aluminum Tubing

SHIPPING WEIGHTS & DIMENSIONS

Shipping Weight	66 lbs (frames and graphics)
Shipping Dimensions	22"W x 39"H x 17"D

LARGE QUANTITY FREIGHT

Freight Shipping	8 boxes per 48"L x 40"W x 43"H skid
Freight Weight	528 lbs (frames & graphics)

GRAPHIC TURN AROUND TIME

2 business days after proof approval

AVAILABILITY	Pacific Fulfillment Center
--------------	----------------------------

LED LIGHT SPECIFICATION


POWER	9W (per strip)
LED QTY PER STRIP	9
LED STRIP QTY	21
AVERAGE BEAM ANGLE	175 °
TOTAL POWER	189W
VOLTAGE INPUT	24V

SPECS ARE PER LADDER LIGHT

TRANSFORMER SPECIFICATION

VOLTAGE INPUT	100-240V
VOLTAGE OUTPUT	24V
AMPS	6.25A
WORKING TEMP	40°
CERTIFICATES	UL, CE

SPECS ARE PER TRANSFORMER



Single foot connection
Foot Dimensions:
3 1/8" x 18 3/4"



Includes qty 1 Medium Hard Case
Case Inside Dimensions:
20.5"W x 32.5"H x 12"D

EZ TUBE CONNECT BACKLIT 60"

PRODUCT CATEGORY: EZ FABRIC DISPLAYS

PRODUCT CODE: EZCNCT-BL-STR-60x90

PARTS LIST



Top straight tube -5ft (56mm)
(qty 1)



Bottom straight tube - 5ft(56mm)
(qty 1)



L shape connector (56mm)
(qty 2)



Vertical tube(56mm)
(qty 2)




Plastic corner connector (56mm)
(qty 2)



Single foot(56mm)
(qty 2)



LED Light Bag
(qty 2)



Light kit
(qty 2)



Transformer
(qty 2)



Transformer Bag
(qty 2)



YC-E3 wire line
(qty 2)



Medium Hard Case
(qty 1)

EZ TUBE CONNECT BACKLIT 60"

PRODUCT CATEGORY: EZ FABRIC DISPLAYS

PRODUCT CODE: EZNCT-BL-STR-60x90

TEMPLATE

PLEASE DELETE ALL TEMPLATE ELEMENTS BEFORE UPLOADING

EZ TUBE CONNECT BACKLIT 60" X 90"

SAVE ARTWORK AT DOCUMENT SIZE
62" X 88.5"

FINISHED SIZE: 60" X 88"
YELLOW SAFE AREA: 52" X 80"

***KEEP ALL IMPORTANT GRAPHICS
SUCH AS: LOGOS, TEXT, CONTACT INFO, ETC.
IN THE YELLOW SAFE ZONE***

***ARTWORK IN THE BLUE AREA WILL PRINT BUT IS IN RISK
OF BEING CLOSE TO THE EDGE OR TRIMMED OFF***

Graphic Specifications:

- Create to template specs
 - 125 DPI resolution
 - CMYK color
 - No template lines
- Embed/link all images
- Create to outline all fonts

Acceptable file formats:

- Photoshop (.psd, .psb)
- Illustrator (.ai, .eps)
 - Flattened .tiff
- Press quality .pdf


Ver-0219.20

EZ TUBE CONNECT BACKLIT

PRODUCT CATEGORY: EZ FABRIC DISPLAYS

INSTRUCTIONS FOR 3ft, 5ft, and 10ft FRAMES

SETUP INSTRUCTIONS



Tube Connection




Press button & insert swaged end into receiving end of tubing



LED Light Installation Top Connection

Insert hooks into holes along top tube

5ft and 10ft frames have holes in corners to attach
3ft and 8ft frame only attach along top tube



LED Light Installation Bottom Connection

Insert hooks into holes along bottom tube

Bottom of lights have a pull loop and
adjuster to add tension to lights

EZ TUBE CONNECT BACKLIT

PRODUCT CATEGORY: EZ FABRIC DISPLAYS


INSTRUCTIONS FOR 3ft, 5ft, and 10ft FRAMES

TRANSFORMER WIRING INSTRUCTIONS

Power wires for transformers are highlighted in red on the renders below.


Make to sure to set up the ladder lights accordingly.

Feed wiring through the opening for legs on the graphic per renderings.



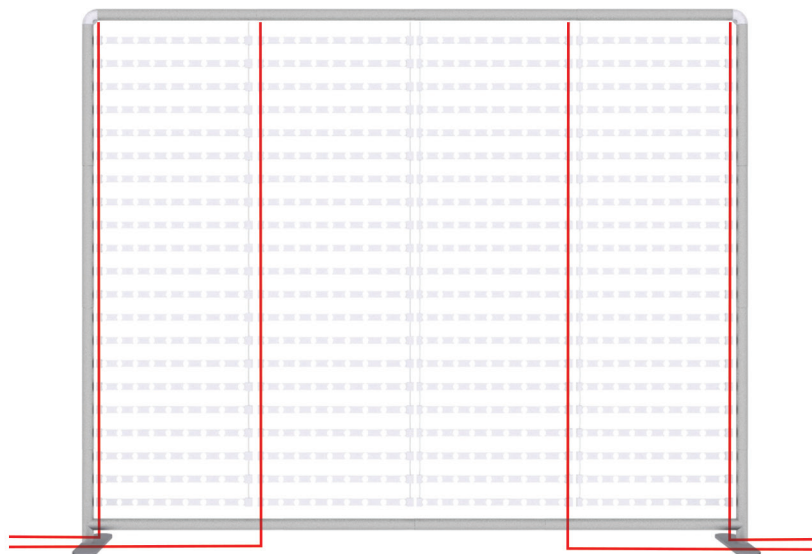
3ft

1 Ladder Light
1 Transformer
1 Outlet Required



5ft

2 Ladder Lights
2 Transformers
2 Outlets Required



10ft

4 Ladder Lights
4 Transformers
4 Outlets Required